

VD Series

Features

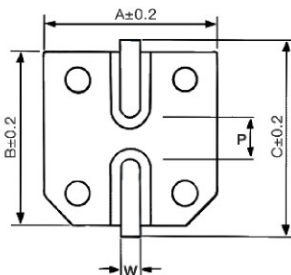
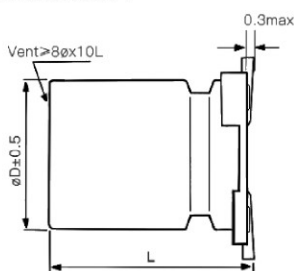
- 105°C High Voltage, Load life 5000 hours
- Designed for reflow soldering
- Designed for surface mounting on high density PC board
- Compliant to the RoHS directive
- 105°C 高压长寿命宽温通用品，寿命5000小时
- 适合回流焊
- 专为高密度PC板表面安装而设计
- RoHS指令对策品



Marking color : Black

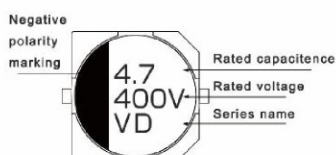
Specifications					
Category temp. range	-40°C to +105°C				
Capacitance tolerance	±20% (120 Hz / +20 °C)				
Leakage current	$I \leq 0.04 CV + 100\mu A$, after 5 minutes				
Tan δ	Please see the attached characteristics list				
Characteristics at low temperature	Rated voltage (V)	400	Impedance ratio at 120 Hz		
	Z (-25 °C) / Z (+20 °C)	6			
	Z (-40 °C) / Z (+20 °C)	10			
Endurance	After applying rated working voltage for 5000 hours at +105 °C ± 2 °C, and then being stabilized at +20 °C , capacitors shall meet the following limits.				
	Capacitance change	Within ±30% of the initial value			
	Dissipation factor (tan δ)	Less than 300% of the initial value			
	Leakage current	Within the initial limit			
Shelf life	After storage for 1000 h at +105 °C ± 2 °C with no voltage applied and then being stabilized at +20 °C, capacitors shall meet the limits specified in endurance.				
Resistance to soldering heat	After reflow soldering and then being stabilized at +20 °C, capacitors shall meet the following limits.				
	Capacitance change	Within ±10% of the initial value			
	Dissipation factor (tan δ)	Within the initial limit			
Frequency correction factor for ripple current	Frequency	50Hz	120Hz	1kHz	10kHz \leq
	Correction Factor	0.7	1.0	1.3	1.4

Dimensions :



Dimensions						Unit : mm
ϕD	L	A	B	C	W	P ± 0.2
8	10.5 ± 0.5	8.3	8.3	9.2	0.7~1.2	3.1
8	13 ± 0.5	8.3	8.3	9.2	0.7~1.2	3.1
10	10.5 ± 0.5	10.3	10.3	11.2	0.7~1.2	4.4
10	13 ± 0.5	10.3	10.3	11.2	0.7~1.2	4.4

Marking :



Characteristics list

Rated voltage (V)	Capacitance (±20%) (μF)	Case size		Specification		Taping & Reel
		øD (mm)	L (mm)	Rated ripple current① (mA rms)	tan δ②	MPQ (pcs/reel)
400	2.2	8	10.5	15	0.25	500
	3.3	8	10.5	20	0.25	500
	4.7	8	10.5	25	0.25	500
		8	13	30	0.25	400
		10	10.5	30	0.25	500
	5.6	8	13	35	0.25	400
		10	10.5	35	0.25	500
	6.8	10	10.5	45	0.25	500
	8.2	10	13	55	0.25	400
10	10	13	60	0.25	400	

① Rated ripple current (120Hz / +105°C) ② tan δ (120Hz / +20°C) ③ For plastic reel packaging , the Part Number is appended with "PR" at the end.

※ Please refer to the page of reflow conditions for reflow profile.

Note: All design and specification are for reference only and is subject to change without prior notice. If any doubt about safety for your application, please contact KNSCHA immediately for technical assistance before purchase.

备注：以上所提供的设计及特性参数仅供参考，任何修改不作预先通知。如果在使用上有疑问，请再购买前与科尼盛联系，以便我们提供技术上的服务和协助。